

Scaled data based on original data using
LM-79-08 Approved Method: Electrical and Photometric Measurements of Solid-
State Lighting Products

Test Report Prepared for
Cooper Lighting Solutions
(formerly Eaton)

Brand: McGRAW-EDISON

Report Number: P227202

Luminaire Tested: **ISW-AF-1000-LED-E1-SLL-7060**

Issue Date: 3/3/2020

Test Information

Test Method: LM-79-08
Report Number: P227202
TEST IS SCALED FROM IESNA LM-79-08 TEST DATA (P35948)
Test Lab: INNOVATION CENTER-P3
Issue Date: 3/3/2020
Manufacturer: COOPER LIGHTING SOLUTIONS (FORMERLY EATON)
Product Line: MCGRAW-EDISON
Catalog Number: ISW-AF-1000-LED-E1-SLL-7060
Description: IMPACT ELITE LED WEDGE LUMINAIRE
LIGHT SQUARE WITH ACCULED OPTICS-90° SPILL LIGHT ELIMINATOR LEFT
Light Source: (16) 5700K CCT, 70 CRI LEDs
Ballast/Driver: ELECTRONIC DRIVER

Summary

Lumens per Lamp: N/A
Luminaire Lumens: 5221.6 lumens
Efficiency: N/A
Efficacy: 95.6 lumens/watt
Luminous Opening: Rectangular (W 0.5' x L: 0.5' x H: 0')
IES Classification: Type IV - Short - Non-Cutoff
BUG Rating: B1 - U1 - G2

Input Watts (W): 54.6
Input Voltage (V): 120
Input Current (Ain): NR
Voltage Rise (V): NR
Power Factor: NR
Total Harmonic Distortion (THDi): NR
Frequency (hertz): 60
Stabilization Time: NR
Operation Time: NR
Ambient Temperature (°C): NR
Test Distance: 25 FT

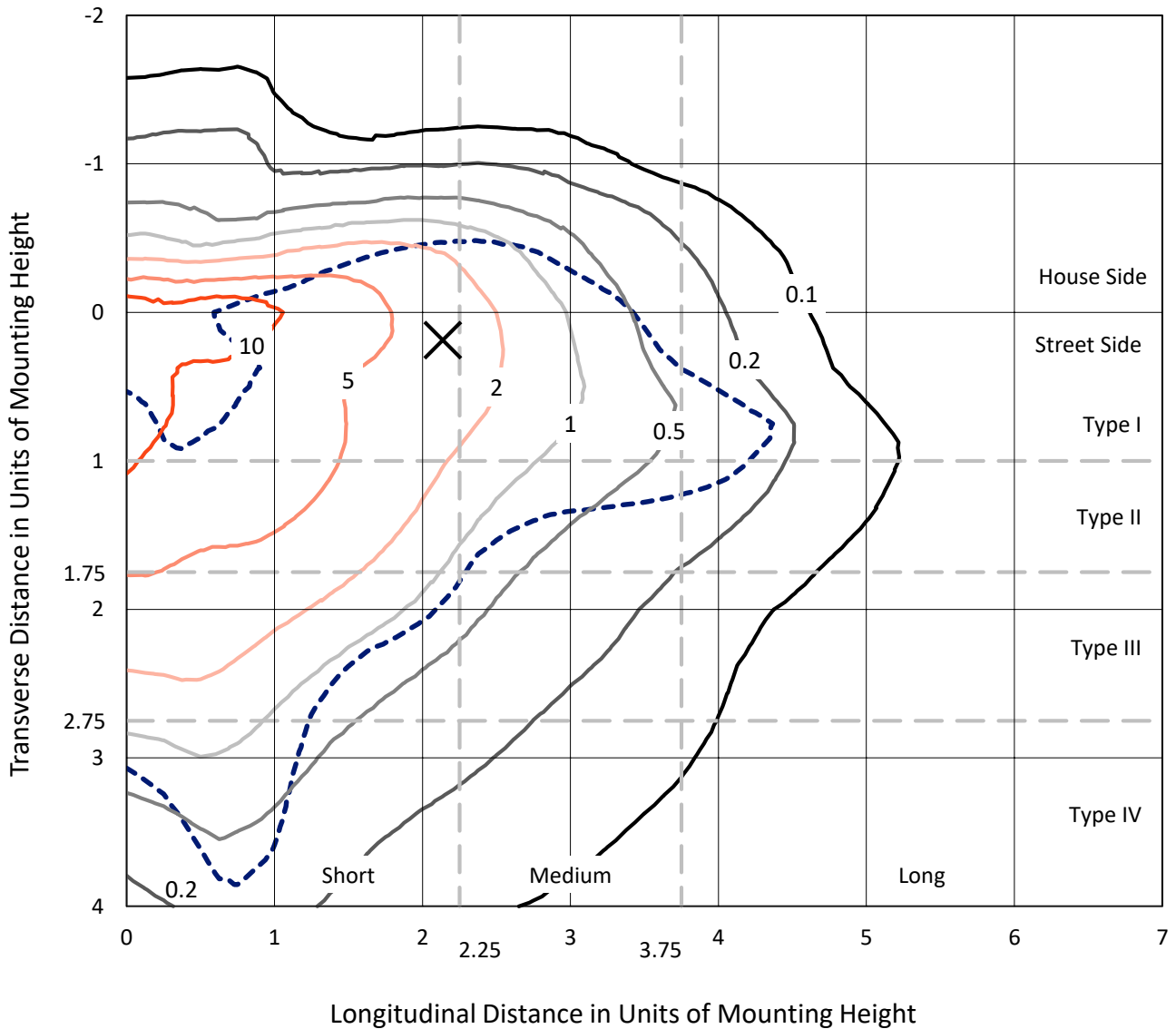


REPORT NUMBER: P227202

CATALOG NUMBER: ISW-AF-1000-LED-E1-SLL-7060

Iso-Footcandle Lines of Horizontal Illumination

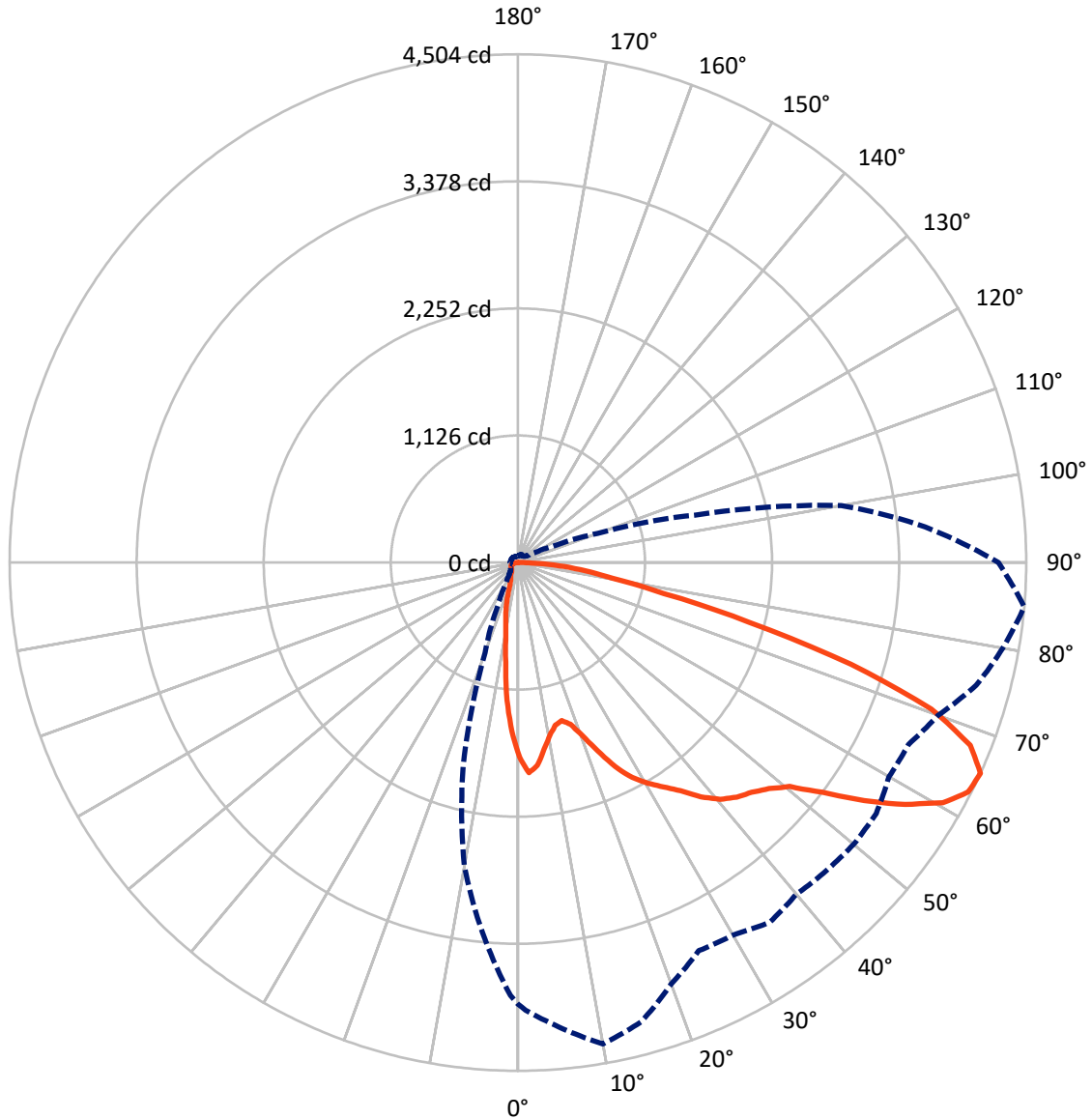
× Max cd
 - - - 1/2 Max cd



Based on 10 foot mounting height. Maximum calculated value = 18.9 fc
 Type IV - Short - Non-Cutoff

REPORT NUMBER: P227202
CATALOG NUMBER: ISW-AF-1000-LED-E1-SLL-7060

Luminous Intensity Polar Plot



— Vertical Plane Through 85-Deg Lateral - - - Horizontal Cone Through 65-Deg Vertical

REPORT NUMBER: P227202

CATALOG NUMBER: ISW-AF-1000-LED-E1-SLL-7060

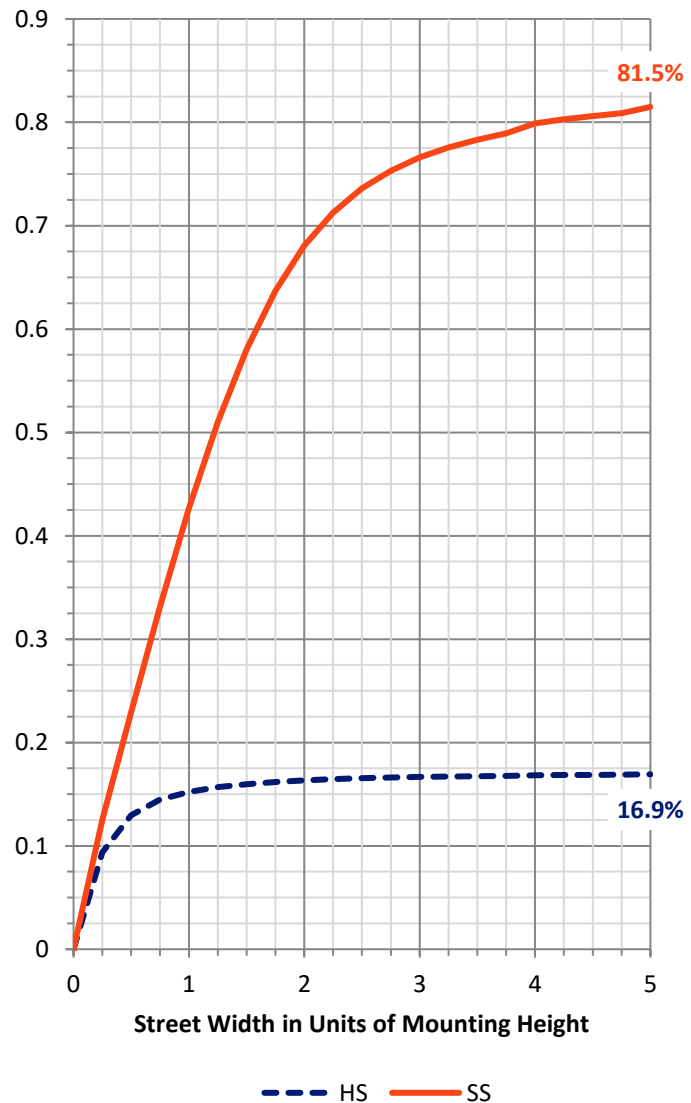
FLUX DISTRIBUTION:

		Downward	Upward	Total
House Side	Lumens	895.7	0.0	895.7
	% Fixture	17.2	0.0	17.2
Street Side	Lumens	4325.7	0.2	4325.9
	% Fixture	82.8	0.0	82.8
Total	Lumens	5221.3	0.2	5221.6
	% Fixture	100.0	0.0	100.0

Coefficient of Utilization

ZONAL LUMENS:

Zone	Lumens	% Fixture
0°-10°	127.8	2.4
10°-20°	245.9	4.7
20°-30°	350.6	6.7
30°-40°	508.7	9.7
40°-50°	727.7	13.9
50°-60°	1117.3	21.4
60°-70°	1293.2	24.8
70°-80°	659.7	12.6
80°-90°	190.4	3.6
90°-100°	0.2	0.0
100°-110°	0.0	0.0
110°-120°	0.0	0.0
120°-130°	0.0	0.0
130°-140°	0.0	0.0
140°-150°	0.0	0.0
150°-160°	0.0	0.0
160°-170°	0.0	0.0
170°-180°	0.0	0.0
0°-90°	5221.3	100.0
0°-180°	5221.6	100.0



REPORT NUMBER: P227202

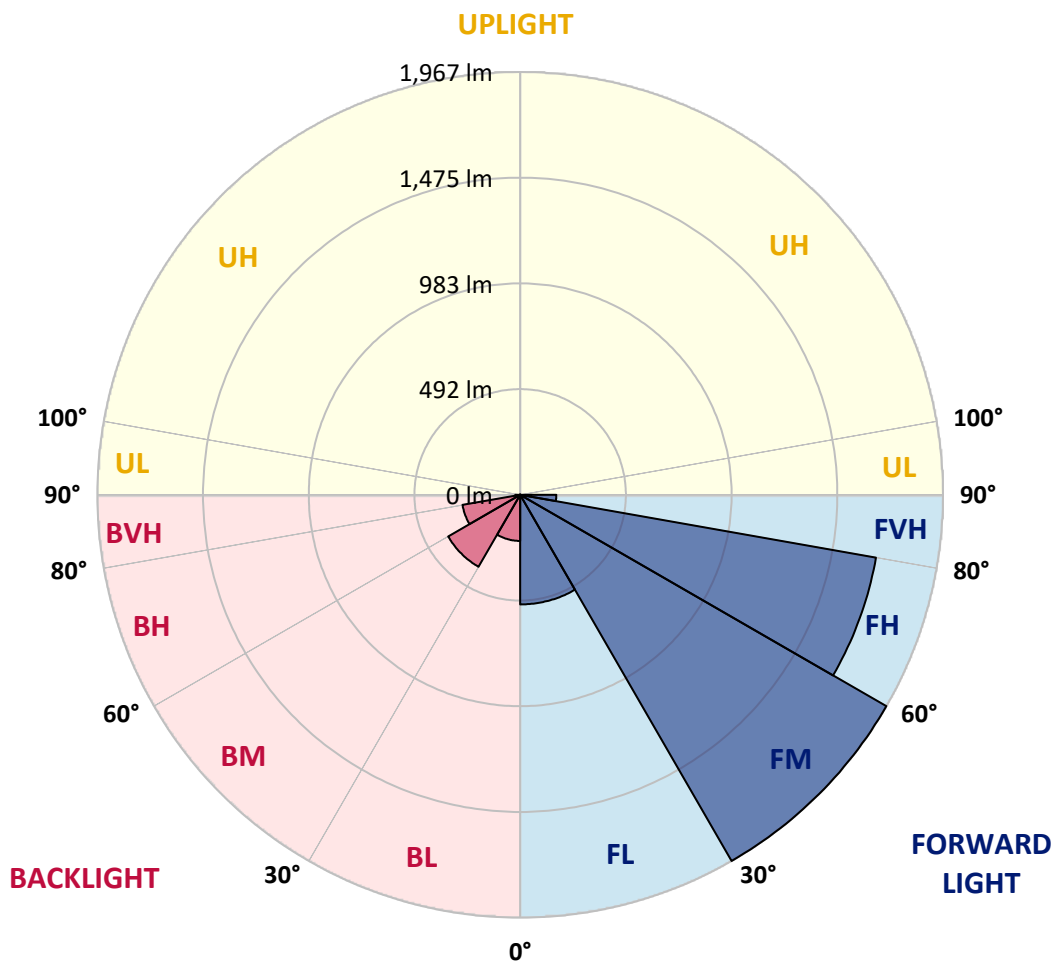
CATALOG NUMBER: ISW-AF-1000-LED-E1-SLL-7060

LUMINAIRE CLASSIFICATION SYSTEM LUMEN TABLE AND BUG RATING:

Zone		Lumens	% Fixture	Zone Rating/Lumen Limit		
				B	U	G
FL	(0°-30°)	509.9	9.8			
FM	(30°-60°)	1966.9	37.7			
FH	(60°-80°)	1680.5	32.2			G1/1800
FVH	(80°-90°)	168.3	3.2			G2/225
BL	(0°-30°)	214.4	4.1	B1/500		
BM	(30°-60°)	386.7	7.4	B1/1000		
BH	(60°-80°)	272.4	5.2	B1/500		G1/500
BVH	(80°-90°)	22.1	0.4			G1/100
UL	(90°-100°)	0.2	0.0		U1/10	
UH	(100°-180°)	0.0	0.0		U1/10	

BUG Rating: B1-U1-G2

Type IV Short





REPORT NUMBER: P227202

CATALOG NUMBER: ISW-AF-1000-LED-E1-SLL-7060

CANDELA DISTRIBUTION (FULL):

	0°	1°	5°	10°	15°	20°	25°	30°	35°	40°	45°
0°	1725.0	1725.0	1725.0	1725.0	1725.0	1725.0	1725.0	1725.0	1725.0	1725.0	1725.0
2.5°	1785.6	1787.4	1812.0	1835.7	1865.6	1861.2	1885.8	1904.3	1921.0	1923.6	1935.9
5°	1676.7	1694.2	1749.6	1797.0	1856.8	1903.4	1953.5	1993.0	2022.0	2049.2	2052.8
7.5°	1523.8	1536.9	1601.1	1675.8	1761.9	1823.4	1899.0	1964.9	2011.5	2055.4	2065.1
10°	1392.8	1405.1	1476.3	1573.0	1648.5	1728.5	1806.7	1860.3	1921.0	1958.7	1977.2
12.5°	1329.6	1344.5	1412.2	1500.0	1577.4	1654.7	1713.6	1760.1	1794.4	1801.4	1806.7
15°	1354.2	1362.1	1436.8	1515.0	1576.5	1615.1	1631.0	1659.1	1656.4	1670.5	1673.1
17.5°	1453.5	1449.9	1529.0	1583.5	1613.4	1609.0	1584.4	1569.4	1543.1	1535.2	1558.0
20°	1623.9	1636.2	1687.2	1720.6	1689.8	1618.7	1551.0	1504.4	1467.5	1455.2	1452.6
22.5°	1823.4	1839.2	1894.6	1877.0	1798.8	1668.7	1545.7	1471.0	1425.3	1412.2	1406.9
25°	2032.6	2043.1	2071.2	2011.5	1901.6	1732.9	1582.6	1478.1	1417.4	1398.1	1395.5
27.5°	2201.3	2211.8	2198.6	2130.1	1971.0	1805.0	1633.6	1509.7	1430.6	1411.3	1402.5
30°	2339.2	2344.5	2300.6	2215.3	2057.2	1884.9	1700.4	1565.1	1472.8	1428.8	1422.7
32.5°	2493.9	2490.4	2405.1	2287.4	2130.1	1957.0	1776.8	1627.4	1513.2	1459.6	1449.9
35°	2663.5	2632.7	2482.5	2358.6	2180.2	2012.3	1846.3	1693.4	1578.2	1507.1	1494.8
37.5°	2814.6	2783.0	2581.8	2414.8	2230.3	2055.4	1900.7	1778.6	1677.5	1612.5	1607.2
40°	2932.4	2893.7	2657.3	2452.6	2254.9	2087.0	1964.9	1885.8	1819.0	1766.3	1766.3
42.5°	3027.3	2985.1	2731.2	2496.5	2276.8	2135.4	2072.1	2044.9	2030.8	2001.8	2012.3
45°	3118.7	3075.6	2791.8	2524.7	2326.1	2229.4	2238.2	2261.9	2304.1	2287.4	2302.3
47.5°	3205.7	3163.5	2860.3	2569.5	2421.0	2398.1	2443.8	2538.7	2621.3	2686.3	2732.0
50°	3351.6	3301.5	2983.4	2701.3	2570.3	2581.8	2713.6	2899.9	3034.3	3094.1	3090.6
52.5°	3628.4	3557.2	3247.9	2947.3	2783.9	2847.2	3002.7	3237.3	3413.1	3459.6	3478.1
55°	3966.7	3910.4	3630.1	3273.3	3154.7	3176.7	3370.0	3635.4	3770.7	3819.1	3834.9
57.5°	4165.3	4150.3	3974.6	3622.2	3507.1	3498.3	3750.5	3967.6	4084.4	4130.1	4116.1
59°	4211.9	4216.2	4116.1	3869.1	3711.0	3691.6	3948.2	4149.5	4247.0	4261.1	4254.0
60°	4207.5	4232.1	4219.8	4004.5	3840.1	3815.5	4031.7	4223.3	4305.0	4327.0	4302.4
62.5°	4116.9	4159.1	4276.0	4253.2	4132.8	4007.1	4109.0	4247.9	4300.6	4279.5	4261.1
65°	3911.3	3966.7	4129.3	4331.4	4215.4	3972.8	3794.4	3810.3	3890.2	3837.5	3863.0
67.5°	3556.3	3619.6	3705.7	4164.4	3995.7	3588.8	3282.1	3131.9	3094.1	3145.1	3225.9
70°	2892.8	2934.2	3152.1	3800.6	3508.9	2950.0	2565.1	2364.7	2297.9	2415.7	2498.3
72.5°	2040.5	2102.0	2389.3	3145.1	2886.7	2363.0	1941.2	1756.6	1689.8	1695.1	1767.2
75°	1241.7	1325.2	1669.6	2486.9	2275.1	1810.2	1478.9	1346.2	1326.0	1314.6	1302.3
77.5°	819.0	850.6	1097.6	1716.2	1534.3	1287.4	1109.9	1164.3	1225.0	1238.2	1254.0
80°	555.4	565.0	711.8	1203.9	1010.6	950.8	897.2	1025.5	1140.6	1161.7	1150.3
82.5°	341.8	370.8	496.5	812.0	805.8	777.7	709.2	809.3	885.8	899.0	922.7
85°	118.6	123.9	304.9	717.1	819.0	827.8	584.4	461.3	518.5	508.8	365.6
87.5°	51.0	57.1	94.9	479.8	554.5	458.7	267.1	237.3	182.8	102.8	99.3
90°	3.5	3.5	2.6	4.4	13.2	8.8	7.9	2.6	0.0	0.0	0.0
92.5°	0.0	0.0	0.0	0.0	0.0	0.0	0.0	0.0	0.0	0.0	0.0
95°	0.0	0.0	0.0	0.0	0.0	0.0	0.0	0.0	0.0	0.0	0.0
97.5°	0.0	0.0	0.0	0.0	0.0	0.0	0.0	0.0	0.0	0.0	0.0
100°	0.0	0.0	0.0	0.0	0.0	0.0	0.0	0.0	0.0	0.0	0.0
102.5°	0.0	0.0	0.0	0.0	0.0	0.0	0.0	0.0	0.0	0.0	0.0
105°	0.0	0.0	0.0	0.0	0.0	0.0	0.0	0.0	0.0	0.0	0.0
107.5°	0.0	0.0	0.0	0.0	0.0	0.0	0.0	0.0	0.0	0.0	0.0



REPORT NUMBER: P227202

CATALOG NUMBER: ISW-AF-1000-LED-E1-SLL-7060

CANDELA DISTRIBUTION (continued):

	0°	1°	5°	10°	15°	20°	25°	30°	35°	40°	45°
110°	0.0	0.0	0.0	0.0	0.0	0.0	0.0	0.0	0.0	0.0	0.0
112.5°	0.0	0.0	0.0	0.0	0.0	0.0	0.0	0.0	0.0	0.0	0.0
115°	0.0	0.0	0.0	0.0	0.0	0.0	0.0	0.0	0.0	0.0	0.0
117.5°	0.0	0.0	0.0	0.0	0.0	0.0	0.0	0.0	0.0	0.0	0.0
120°	0.0	0.0	0.0	0.0	0.0	0.0	0.0	0.0	0.0	0.0	0.0
122.5°	0.0	0.0	0.0	0.0	0.0	0.0	0.0	0.0	0.0	0.0	0.0
125°	0.0	0.0	0.0	0.0	0.0	0.0	0.0	0.0	0.0	0.0	0.0
127.5°	0.0	0.0	0.0	0.0	0.0	0.0	0.0	0.0	0.0	0.0	0.0
130°	0.0	0.0	0.0	0.0	0.0	0.0	0.0	0.0	0.0	0.0	0.0
132.5°	0.0	0.0	0.0	0.0	0.0	0.0	0.0	0.0	0.0	0.0	0.0
135°	0.0	0.0	0.0	0.0	0.0	0.0	0.0	0.0	0.0	0.0	0.0
137.5°	0.0	0.0	0.0	0.0	0.0	0.0	0.0	0.0	0.0	0.0	0.0
140°	0.0	0.0	0.0	0.0	0.0	0.0	0.0	0.0	0.0	0.0	0.0
142.5°	0.0	0.0	0.0	0.0	0.0	0.0	0.0	0.0	0.0	0.0	0.0
145°	0.0	0.0	0.0	0.0	0.0	0.0	0.0	0.0	0.0	0.0	0.0
147.5°	0.0	0.0	0.0	0.0	0.0	0.0	0.0	0.0	0.0	0.0	0.0
150°	0.0	0.0	0.0	0.0	0.0	0.0	0.0	0.0	0.0	0.0	0.0
152.5°	0.0	0.0	0.0	0.0	0.0	0.0	0.0	0.0	0.0	0.0	0.0
155°	0.0	0.0	0.0	0.0	0.0	0.0	0.0	0.0	0.0	0.0	0.0
157.5°	0.0	0.0	0.0	0.0	0.0	0.0	0.0	0.0	0.0	0.0	0.0
160°	0.0	0.0	0.0	0.0	0.0	0.0	0.0	0.0	0.0	0.0	0.0
162.5°	0.0	0.0	0.0	0.0	0.0	0.0	0.0	0.0	0.0	0.0	0.0
165°	0.0	0.0	0.0	0.0	0.0	0.0	0.0	0.0	0.0	0.0	0.0
167.5°	0.0	0.0	0.0	0.0	0.0	0.0	0.0	0.0	0.0	0.0	0.0
170°	0.0	0.0	0.0	0.0	0.0	0.0	0.0	0.0	0.0	0.0	0.0
172.5°	0.0	0.0	0.0	0.0	0.0	0.0	0.0	0.0	0.0	0.0	0.0
175°	0.0	0.0	0.0	0.0	0.0	0.0	0.0	0.0	0.0	0.0	0.0
177.5°	0.0	0.0	0.0	0.0	0.0	0.0	0.0	0.0	0.0	0.0	0.0
180°	0.0	0.0	0.0	0.0	0.0	0.0	0.0	0.0	0.0	0.0	0.0



REPORT NUMBER: P227202

CATALOG NUMBER: ISW-AF-1000-LED-E1-SLL-7060

CANDELA DISTRIBUTION (continued):

	50°	55°	60°	65°	70°	75°	80°	85°	90°	95°	100°
0°	1725.0	1725.0	1725.0	1725.0	1725.0	1725.0	1725.0	1725.0	1725.0	1725.0	1725.0
2.5°	1933.3	1921.8	1928.9	1919.2	1903.4	1892.8	1880.5	1864.7	1846.3	1821.7	1797.0
5°	2044.9	2036.1	2014.1	1982.5	1938.5	1901.6	1857.7	1805.8	1762.8	1707.4	1655.6
7.5°	2054.5	2040.5	2000.0	1941.2	1873.5	1805.0	1753.1	1668.7	1614.3	1526.4	1467.5
10°	1966.6	1967.5	1927.1	1871.7	1801.4	1720.6	1645.9	1553.6	1473.7	1384.0	1285.6
12.5°	1837.5	1849.8	1851.5	1802.3	1733.8	1648.5	1565.1	1477.2	1377.9	1282.1	1191.6
15°	1690.7	1725.9	1728.5	1716.2	1680.2	1608.1	1531.7	1452.6	1351.5	1246.9	1145.0
17.5°	1559.8	1593.2	1623.9	1652.1	1653.8	1619.5	1573.0	1505.3	1404.2	1281.2	1161.7
20°	1460.5	1496.5	1549.2	1601.1	1658.2	1675.8	1679.3	1636.2	1528.1	1377.9	1216.2
22.5°	1419.2	1461.4	1515.0	1612.5	1713.6	1776.0	1811.1	1811.1	1697.7	1522.0	1305.8
25°	1410.4	1444.7	1526.4	1647.7	1783.0	1892.0	1958.7	2003.6	1921.8	1707.4	1416.5
27.5°	1416.5	1463.1	1564.2	1688.1	1829.6	1969.3	2079.1	2157.3	2080.9	1834.0	1519.4
30°	1441.2	1510.6	1615.1	1743.4	1889.3	2036.9	2169.6	2268.9	2212.7	1949.1	1616.9
32.5°	1484.2	1568.6	1687.2	1803.2	1948.2	2108.1	2239.1	2370.0	2328.7	2029.0	1668.7
35°	1548.4	1647.7	1755.7	1872.6	2011.5	2171.4	2311.1	2482.5	2467.5	2129.2	1720.6
37.5°	1652.1	1754.0	1853.3	1953.5	2085.3	2240.8	2414.8	2633.6	2621.3	2277.7	1804.1
40°	1834.8	1894.6	1968.4	2032.6	2156.5	2305.0	2491.3	2758.4	2802.3	2405.1	1877.9
42.5°	2061.6	2096.7	2117.8	2135.4	2198.6	2338.4	2546.6	2841.9	2913.9	2500.0	1935.0
45°	2350.7	2340.1	2297.9	2257.5	2250.5	2357.7	2572.1	2903.4	3001.8	2592.3	1993.0
47.5°	2692.5	2669.6	2554.5	2421.8	2348.0	2392.8	2616.9	2993.9	3109.9	2713.6	2065.1
50°	3087.1	3033.4	2845.4	2621.3	2485.1	2492.1	2730.3	3119.6	3252.3	2871.8	2199.5
52.5°	3452.6	3356.8	3132.7	2836.6	2641.5	2665.3	2934.2	3379.7	3544.0	3133.6	2425.4
55°	3775.1	3652.1	3410.4	3086.2	2909.5	2950.8	3260.2	3724.1	3879.7	3445.6	2653.8
57.5°	4049.3	3918.4	3680.2	3394.6	3174.9	3209.2	3551.0	4044.0	4148.6	3725.9	2872.6
59°	4174.1	4044.9	3825.2	3561.6	3356.0	3428.0	3756.7	4203.1	4247.9	3834.0	2956.1
60°	4234.7	4105.5	3912.2	3654.7	3466.7	3561.6	3865.6	4323.5	4284.8	3849.8	2987.8
62.5°	4230.3	4139.8	4012.4	3836.6	3802.4	3960.5	4219.8	4478.1	4310.3	3804.1	3008.0
65°	3883.2	3875.3	3796.2	3816.4	3959.7	4203.9	4363.0	4503.6	4257.6	3622.2	2910.4
67.5°	3239.1	3271.6	3282.1	3406.0	3740.8	4155.6	4295.3	4322.6	4028.2	3232.9	2607.3
70°	2500.9	2428.9	2547.5	2766.3	3248.7	3783.0	3981.6	3886.7	3558.9	2707.4	2129.2
72.5°	1770.7	1791.8	1962.3	2246.1	2737.3	3290.9	3602.0	3084.4	2677.6	2026.4	1509.7
75°	1332.2	1431.5	1514.1	1762.8	2223.2	2819.0	3075.6	2120.4	1744.3	1397.2	987.7
77.5°	1276.8	1268.9	1205.6	1258.4	1602.8	1974.6	2194.2	1323.4	1092.3	913.9	596.7
80°	1180.2	1112.5	997.4	946.4	1009.7	1268.0	1392.8	850.6	726.7	638.9	336.6
82.5°	915.7	870.0	748.7	745.2	841.8	900.7	957.8	602.8	546.6	517.6	206.5
85°	580.9	596.7	611.6	746.1	934.1	944.7	745.2	367.3	288.2	406.0	131.8
87.5°	172.2	280.3	340.1	577.3	841.8	844.5	560.6	120.4	108.1	126.5	76.5
90°	0.0	0.0	0.0	0.0	0.0	0.0	0.9	0.0	0.0	0.0	0.0
92.5°	0.0	0.0	0.0	0.0	0.0	0.0	0.0	0.0	0.0	0.0	0.0
95°	0.0	0.0	0.0	0.0	0.0	0.0	0.0	0.0	0.0	0.0	0.0
97.5°	0.0	0.0	0.0	0.0	0.0	0.0	0.0	0.0	0.0	0.0	0.0
100°	0.0	0.0	0.0	0.0	0.0	0.0	0.0	0.0	0.0	0.0	0.0
102.5°	0.0	0.0	0.0	0.0	0.0	0.0	0.0	0.0	0.0	0.0	0.0
105°	0.0	0.0	0.0	0.0	0.0	0.0	0.0	0.0	0.0	0.0	0.0
107.5°	0.0	0.0	0.0	0.0	0.0	0.0	0.0	0.0	0.0	0.0	0.0



REPORT NUMBER: P227202

CATALOG NUMBER: ISW-AF-1000-LED-E1-SLL-7060

CANDELA DISTRIBUTION (continued):

	50°	55°	60°	65°	70°	75°	80°	85°	90°	95°	100°
110°	0.0	0.0	0.0	0.0	0.0	0.0	0.0	0.0	0.0	0.0	0.0
112.5°	0.0	0.0	0.0	0.0	0.0	0.0	0.0	0.0	0.0	0.0	0.0
115°	0.0	0.0	0.0	0.0	0.0	0.0	0.0	0.0	0.0	0.0	0.0
117.5°	0.0	0.0	0.0	0.0	0.0	0.0	0.0	0.0	0.0	0.0	0.0
120°	0.0	0.0	0.0	0.0	0.0	0.0	0.0	0.0	0.0	0.0	0.0
122.5°	0.0	0.0	0.0	0.0	0.0	0.0	0.0	0.0	0.0	0.0	0.0
125°	0.0	0.0	0.0	0.0	0.0	0.0	0.0	0.0	0.0	0.0	0.0
127.5°	0.0	0.0	0.0	0.0	0.0	0.0	0.0	0.0	0.0	0.0	0.0
130°	0.0	0.0	0.0	0.0	0.0	0.0	0.0	0.0	0.0	0.0	0.0
132.5°	0.0	0.0	0.0	0.0	0.0	0.0	0.0	0.0	0.0	0.0	0.0
135°	0.0	0.0	0.0	0.0	0.0	0.0	0.0	0.0	0.0	0.0	0.0
137.5°	0.0	0.0	0.0	0.0	0.0	0.0	0.0	0.0	0.0	0.0	0.0
140°	0.0	0.0	0.0	0.0	0.0	0.0	0.0	0.0	0.0	0.0	0.0
142.5°	0.0	0.0	0.0	0.0	0.0	0.0	0.0	0.0	0.0	0.0	0.0
145°	0.0	0.0	0.0	0.0	0.0	0.0	0.0	0.0	0.0	0.0	0.0
147.5°	0.0	0.0	0.0	0.0	0.0	0.0	0.0	0.0	0.0	0.0	0.0
150°	0.0	0.0	0.0	0.0	0.0	0.0	0.0	0.0	0.0	0.0	0.0
152.5°	0.0	0.0	0.0	0.0	0.0	0.0	0.0	0.0	0.0	0.0	0.0
155°	0.0	0.0	0.0	0.0	0.0	0.0	0.0	0.0	0.0	0.0	0.0
157.5°	0.0	0.0	0.0	0.0	0.0	0.0	0.0	0.0	0.0	0.0	0.0
160°	0.0	0.0	0.0	0.0	0.0	0.0	0.0	0.0	0.0	0.0	0.0
162.5°	0.0	0.0	0.0	0.0	0.0	0.0	0.0	0.0	0.0	0.0	0.0
165°	0.0	0.0	0.0	0.0	0.0	0.0	0.0	0.0	0.0	0.0	0.0
167.5°	0.0	0.0	0.0	0.0	0.0	0.0	0.0	0.0	0.0	0.0	0.0
170°	0.0	0.0	0.0	0.0	0.0	0.0	0.0	0.0	0.0	0.0	0.0
172.5°	0.0	0.0	0.0	0.0	0.0	0.0	0.0	0.0	0.0	0.0	0.0
175°	0.0	0.0	0.0	0.0	0.0	0.0	0.0	0.0	0.0	0.0	0.0
177.5°	0.0	0.0	0.0	0.0	0.0	0.0	0.0	0.0	0.0	0.0	0.0
180°	0.0	0.0	0.0	0.0	0.0	0.0	0.0	0.0	0.0	0.0	0.0



REPORT NUMBER: P227202

CATALOG NUMBER: ISW-AF-1000-LED-E1-SLL-7060

CANDELA DISTRIBUTION (continued):

	105°	110°	115°	120°	125°	130°	135°	140°	145°	150°	155°
0°	1725.0	1725.0	1725.0	1725.0	1725.0	1725.0	1725.0	1725.0	1725.0	1725.0	1725.0
2.5°	1771.6	1768.0	1743.4	1702.1	1705.7	1686.3	1661.7	1622.2	1614.3	1592.3	1588.8
5°	1611.6	1570.3	1516.7	1451.7	1427.1	1393.7	1359.4	1334.8	1304.1	1275.9	1313.7
7.5°	1398.1	1337.5	1275.1	1206.5	1167.0	1112.5	1083.5	1027.3	986.0	978.1	945.5
10°	1219.7	1143.3	1072.1	1010.6	936.7	885.8	848.9	818.1	790.0	755.7	734.6
12.5°	1101.1	1015.0	939.4	862.9	827.8	785.6	762.8	733.8	693.3	664.3	636.2
15°	1047.5	954.3	871.7	804.9	754.0	714.4	674.0	638.9	594.9	562.4	529.9
17.5°	1040.4	919.2	814.6	739.9	684.5	641.5	587.9	541.3	487.7	451.7	424.4
20°	1048.4	892.8	761.9	664.3	608.1	532.5	482.4	425.3	372.6	325.1	282.1
22.5°	1080.0	878.8	710.0	602.8	519.3	433.2	379.6	306.7	261.9	216.2	199.5
25°	1123.0	870.0	665.2	535.2	429.7	344.5	271.5	210.9	190.7	179.3	173.1
27.5°	1168.7	854.1	615.1	472.8	357.7	254.0	203.0	177.5	169.6	163.4	159.1
30°	1203.0	823.4	553.6	406.0	284.7	217.1	181.0	164.3	159.1	152.0	147.6
32.5°	1217.9	775.9	498.3	342.7	239.9	186.3	158.2	148.5	143.2	137.1	134.4
35°	1215.3	722.3	470.1	318.1	219.7	165.2	138.8	132.7	125.7	119.5	113.4
37.5°	1217.9	673.1	448.2	312.0	210.9	149.4	126.5	122.1	116.9	110.7	105.5
40°	1228.5	645.9	437.6	298.8	203.9	143.2	116.9	112.5	111.6	104.6	100.2
42.5°	1232.9	648.5	432.3	280.3	186.3	141.5	116.9	107.2	107.2	101.9	96.7
45°	1227.6	667.9	435.9	269.8	173.1	132.7	123.0	107.2	104.6	100.2	94.9
47.5°	1243.4	681.9	435.9	268.0	164.3	123.9	116.9	117.8	106.3	101.1	93.1
50°	1308.5	695.1	427.1	265.4	161.7	115.1	110.7	116.0	119.5	102.8	94.0
52.5°	1423.6	711.8	417.4	261.0	158.2	108.1	102.8	109.0	122.1	108.1	94.0
55°	1541.3	741.7	411.3	254.0	152.9	103.7	93.1	104.6	111.6	107.2	93.1
57.5°	1667.0	774.2	405.1	237.3	140.6	99.3	89.6	91.4	100.2	103.7	90.5
59°	1704.8	790.0	399.8	225.0	130.1	95.8	87.0	84.4	89.6	99.3	88.8
60°	1732.0	790.9	393.7	214.4	123.9	94.0	85.2	81.7	83.5	101.9	89.6
62.5°	1734.7	790.0	374.3	192.4	111.6	90.5	82.6	78.2	76.5	85.2	91.4
65°	1625.7	753.1	339.2	181.0	112.5	87.0	78.2	74.7	71.2	72.9	79.1
67.5°	1421.8	658.2	302.3	183.7	118.6	84.4	74.7	71.2	68.5	66.8	69.4
70°	1075.6	546.6	291.7	189.8	123.9	82.6	69.4	65.9	64.1	63.3	63.3
72.5°	745.2	449.9	280.3	194.2	128.3	81.7	64.1	60.6	59.8	58.9	58.9
75°	479.8	326.9	232.0	165.2	116.9	74.7	58.0	54.5	53.6	52.7	53.6
77.5°	283.8	228.5	170.5	116.0	85.2	59.8	50.1	47.5	47.5	47.5	48.3
80°	157.3	135.3	113.4	74.7	60.6	44.8	41.3	38.7	38.7	39.5	41.3
82.5°	94.0	74.7	64.1	47.5	41.3	31.6	30.8	29.0	29.9	30.8	32.5
85°	61.5	47.5	38.7	31.6	28.1	20.2	17.6	18.5	19.3	21.1	22.0
87.5°	34.3	26.4	21.1	18.5	16.7	8.8	7.0	7.0	8.8	10.5	12.3
90°	0.0	0.0	0.0	0.0	0.0	0.0	0.0	0.0	0.0	0.0	0.0
92.5°	0.0	0.0	0.0	0.0	0.0	0.0	0.0	0.0	0.0	0.0	0.0
95°	0.0	0.0	0.0	0.0	0.0	0.0	0.0	0.0	0.0	0.0	0.0
97.5°	0.0	0.0	0.0	0.0	0.0	0.0	0.0	0.0	0.0	0.0	0.0
100°	0.0	0.0	0.0	0.0	0.0	0.0	0.0	0.0	0.0	0.0	0.0
102.5°	0.0	0.0	0.0	0.0	0.0	0.0	0.0	0.0	0.0	0.0	0.0
105°	0.0	0.0	0.0	0.0	0.0	0.0	0.0	0.0	0.0	0.0	0.0
107.5°	0.0	0.0	0.0	0.0	0.0	0.0	0.0	0.0	0.0	0.0	0.0



REPORT NUMBER: P227202
 CATALOG NUMBER: ISW-AF-1000-LED-E1-SLL-7060

REPORT N
 CATALOG

CANDELA DISTRIBUTION (continued):

CANDELA

	105°	110°	115°	120°	125°	130°	135°	140°	145°	150°	155°	
110°	0.0	0.0	0.0	0.0	0.0	0.0	0.0	0.0	0.0	0.0	0.0	0°
112.5°	0.0	0.0	0.0	0.0	0.0	0.0	0.0	0.0	0.0	0.0	0.0	2.5°
115°	0.0	0.0	0.0	0.0	0.0	0.0	0.0	0.0	0.0	0.0	0.0	5°
117.5°	0.0	0.0	0.0	0.0	0.0	0.0	0.0	0.0	0.0	0.0	0.0	7.5°
120°	0.0	0.0	0.0	0.0	0.0	0.0	0.0	0.0	0.0	0.0	0.0	10°
122.5°	0.0	0.0	0.0	0.0	0.0	0.0	0.0	0.0	0.0	0.0	0.0	12.5°
125°	0.0	0.0	0.0	0.0	0.0	0.0	0.0	0.0	0.0	0.0	0.0	15°
127.5°	0.0	0.0	0.0	0.0	0.0	0.0	0.0	0.0	0.0	0.0	0.0	17.5°
130°	0.0	0.0	0.0	0.0	0.0	0.0	0.0	0.0	0.0	0.0	0.0	20°
132.5°	0.0	0.0	0.0	0.0	0.0	0.0	0.0	0.0	0.0	0.0	0.0	22.5°
135°	0.0	0.0	0.0	0.0	0.0	0.0	0.0	0.0	0.0	0.0	0.0	25°
137.5°	0.0	0.0	0.0	0.0	0.0	0.0	0.0	0.0	0.0	0.0	0.0	27.5°
140°	0.0	0.0	0.0	0.0	0.0	0.0	0.0	0.0	0.0	0.0	0.0	30°
142.5°	0.0	0.0	0.0	0.0	0.0	0.0	0.0	0.0	0.0	0.0	0.0	32.5°
145°	0.0	0.0	0.0	0.0	0.0	0.0	0.0	0.0	0.0	0.0	0.0	35°
147.5°	0.0	0.0	0.0	0.0	0.0	0.0	0.0	0.0	0.0	0.0	0.0	37.5°
150°	0.0	0.0	0.0	0.0	0.0	0.0	0.0	0.0	0.0	0.0	0.0	40°
152.5°	0.0	0.0	0.0	0.0	0.0	0.0	0.0	0.0	0.0	0.0	0.0	42.5°
155°	0.0	0.0	0.0	0.0	0.0	0.0	0.0	0.0	0.0	0.0	0.0	45°
157.5°	0.0	0.0	0.0	0.0	0.0	0.0	0.0	0.0	0.0	0.0	0.0	47.5°
160°	0.0	0.0	0.0	0.0	0.0	0.0	0.0	0.0	0.0	0.0	0.0	50°
162.5°	0.0	0.0	0.0	0.0	0.0	0.0	0.0	0.0	0.0	0.0	0.0	52.5°
165°	0.0	0.0	0.0	0.0	0.0	0.0	0.0	0.0	0.0	0.0	0.0	55°
167.5°	0.0	0.0	0.0	0.0	0.0	0.0	0.0	0.0	0.0	0.0	0.0	57.5°
170°	0.0	0.0	0.0	0.0	0.0	0.0	0.0	0.0	0.0	0.0	0.0	59°
172.5°	0.0	0.0	0.0	0.0	0.0	0.0	0.0	0.0	0.0	0.0	0.0	60°
175°	0.0	0.0	0.0	0.0	0.0	0.0	0.0	0.0	0.0	0.0	0.0	62.5°
177.5°	0.0	0.0	0.0	0.0	0.0	0.0	0.0	0.0	0.0	0.0	0.0	65°
180°	0.0	0.0	0.0	0.0	0.0	0.0	0.0	0.0	0.0	0.0	0.0	67.5°
												70°
												72.5°
												75°
												77.5°
												80°
												82.5°
												85°
												87.5°
												90°
												92.5°
												95°
												97.5°
												100°
												102.5°
												105°
												107.5°

NUMBER: P227202
 NUMBER: ISW-AF-1000-LED-E1-SLL-7060

REPORT NUMBER: P
 CATALOG NUMBER:

DISTRIBUTION (continued):

CANDELA DISTRIBUTION

160°	165°	170°	175°	180°	185°	190°	195°	200°	205°	210°	110°	160°
1725.0	1725.0	1725.0	1725.0	1725.0	1725.0	1725.0	1725.0	1725.0	1725.0	1725.0	110°	0.0
1601.1	1575.6	1548.4	1528.1	1536.9	1507.9	1510.6	1502.7	1499.1	1497.4	1478.9	112.5°	0.0
1268.0	1277.7	1237.3	1241.7	1254.0	1224.1	1203.9	1237.3	1232.9	1203.0	1219.7	115°	0.0
913.9	916.5	898.1	856.8	856.8	878.8	886.7	902.5	913.0	949.9	927.1	117.5°	0.0
698.6	674.0	655.5	637.1	626.5	604.6	609.9	629.2	641.5	662.6	679.3	120°	0.0
607.2	580.0	547.5	519.3	504.4	484.2	471.0	466.6	471.0	457.8	458.7	122.5°	0.0
504.4	479.8	443.8	428.8	400.7	384.9	376.1	364.7	355.9	337.4	329.5	125°	0.0
391.0	358.5	321.6	321.6	301.4	288.2	284.7	282.1	276.8	267.1	257.5	127.5°	0.0
260.1	239.0	217.9	207.4	209.1	207.4	202.1	210.9	210.9	214.4	212.7	130°	0.0
189.8	186.3	178.4	172.2	168.7	167.8	168.7	171.4	176.6	181.0	185.4	132.5°	0.0
170.5	168.7	161.7	155.5	154.7	152.9	152.9	155.5	156.4	157.3	156.4	135°	0.0
158.2	154.7	148.5	144.1	142.4	141.5	142.4	139.7	138.0	138.8	138.0	137.5°	0.0
143.2	140.6	134.4	130.9	130.1	130.1	127.4	126.5	124.8	125.7	124.8	140°	0.0
131.8	128.3	122.1	117.8	117.8	116.9	117.8	116.9	116.0	115.1	115.1	142.5°	0.0
110.7	109.8	103.7	101.9	102.8	105.5	105.5	105.5	106.3	105.5	105.5	145°	0.0
102.8	101.9	95.8	91.4	90.5	90.5	90.5	92.3	94.9	95.8	97.5	147.5°	0.0
97.5	96.7	90.5	87.0	85.2	84.4	83.5	83.5	84.4	87.9	90.5	150°	0.0
94.0	92.3	86.1	81.7	80.8	80.0	79.1	79.1	79.1	80.0	82.6	152.5°	0.0
92.3	89.6	82.6	78.2	76.5	75.6	75.6	76.5	75.6	75.6	75.6	155°	0.0
89.6	87.9	80.8	75.6	73.8	73.8	72.9	72.9	72.9	71.2	71.2	157.5°	0.0
88.8	86.1	79.1	73.8	72.1	71.2	70.3	71.2	69.4	68.5	67.7	160°	0.0
87.0	83.5	75.6	71.2	70.3	68.5	67.7	67.7	67.7	65.9	65.9	162.5°	0.0
86.1	81.7	73.8	69.4	67.7	65.9	65.0	65.0	66.8	65.0	65.0	165°	0.0
85.2	79.1	71.2	65.9	65.0	63.3	62.4	63.3	65.9	64.1	63.3	167.5°	0.0
81.7	77.3	69.4	65.0	63.3	61.5	60.6	61.5	63.3	63.3	63.3	170°	0.0
80.0	75.6	67.7	63.3	62.4	60.6	59.8	59.8	62.4	62.4	61.5	172.5°	0.0
77.3	73.8	65.9	60.6	58.9	58.9	58.0	58.0	58.9	58.9	59.8	175°	0.0
73.8	72.1	64.1	58.0	57.1	56.2	56.2	56.2	56.2	58.0	58.0	177.5°	0.0
70.3	69.4	61.5	56.2	54.5	54.5	54.5	54.5	54.5	55.4	56.2	180°	0.0
65.0	65.0	58.0	52.7	51.8	51.0	51.0	51.0	51.0	51.8	52.7		
59.8	60.6	53.6	48.3	47.5	47.5	47.5	47.5	48.3	48.3	49.2		
54.5	55.4	48.3	43.1	43.1	43.1	43.1	43.1	43.1	43.1	44.8		
49.2	49.2	41.3	36.0	36.9	37.8	38.7	37.8	37.8	38.7	41.3		
42.2	41.3	34.3	29.9	29.9	31.6	32.5	31.6	32.5	32.5	36.0		
33.4	33.4	26.4	22.0	22.0	25.5	25.5	25.5	26.4	27.2	29.9		
25.5	24.6	18.5	14.9	14.9	17.6	18.5	19.3	20.2	21.1	22.8		
14.9	14.9	9.7	6.2	7.0	7.9	10.5	10.5	10.5	12.3	14.9		
0.0	0.9	0.0	0.0	0.0	0.0	0.0	0.0	0.0	0.0	0.0		
0.0	0.0	0.0	0.0	0.0	0.0	0.0	0.0	0.0	0.0	0.0		
0.0	0.0	0.0	0.0	0.0	0.0	0.0	0.0	0.0	0.0	0.0		
0.0	0.0	0.0	0.0	0.0	0.0	0.0	0.0	0.0	0.0	0.0		
0.0	0.0	0.0	0.0	0.0	0.0	0.0	0.0	0.0	0.0	0.0		
0.0	0.0	0.0	0.0	0.0	0.0	0.0	0.0	0.0	0.0	0.0		
0.0	0.0	0.0	0.0	0.0	0.0	0.0	0.0	0.0	0.0	0.0		
0.0	0.0	0.0	0.0	0.0	0.0	0.0	0.0	0.0	0.0	0.0		
0.0	0.0	0.0	0.0	0.0	0.0	0.0	0.0	0.0	0.0	0.0		
0.0	0.0	0.0	0.0	0.0	0.0	0.0	0.0	0.0	0.0	0.0		
0.0	0.0	0.0	0.0	0.0	0.0	0.0	0.0	0.0	0.0	0.0		
0.0	0.0	0.0	0.0	0.0	0.0	0.0	0.0	0.0	0.0	0.0		

'227202
 ISW-AF-1000-LED-E1-SLL-7060

REPORT NUMBER: P227202
 CATALOG NUMBER: ISW-AF-10

TION (continued):

CANDELA DISTRIBUTION (con

165°	170°	175°	180°	185°	190°	195°	200°	205°	210°		215°	220°
0.0	0.0	0.0	0.0	0.0	0.0	0.0	0.0	0.0	0.0	0°	1725.0	1725.0
0.0	0.0	0.0	0.0	0.0	0.0	0.0	0.0	0.0	0.0	2.5°	1494.8	1493.9
0.0	0.0	0.0	0.0	0.0	0.0	0.0	0.0	0.0	0.0	5°	1226.7	1218.8
0.0	0.0	0.0	0.0	0.0	0.0	0.0	0.0	0.0	0.0	7.5°	950.8	979.8
0.0	0.0	0.0	0.0	0.0	0.0	0.0	0.0	0.0	0.0	10°	685.4	705.6
0.0	0.0	0.0	0.0	0.0	0.0	0.0	0.0	0.0	0.0	12.5°	477.2	487.7
0.0	0.0	0.0	0.0	0.0	0.0	0.0	0.0	0.0	0.0	15°	328.7	349.7
0.0	0.0	0.0	0.0	0.0	0.0	0.0	0.0	0.0	0.0	17.5°	255.7	258.4
0.0	0.0	0.0	0.0	0.0	0.0	0.0	0.0	0.0	0.0	20°	210.9	212.7
0.0	0.0	0.0	0.0	0.0	0.0	0.0	0.0	0.0	0.0	22.5°	187.2	190.7
0.0	0.0	0.0	0.0	0.0	0.0	0.0	0.0	0.0	0.0	25°	157.3	160.8
0.0	0.0	0.0	0.0	0.0	0.0	0.0	0.0	0.0	0.0	27.5°	138.8	142.4
0.0	0.0	0.0	0.0	0.0	0.0	0.0	0.0	0.0	0.0	30°	127.4	129.2
0.0	0.0	0.0	0.0	0.0	0.0	0.0	0.0	0.0	0.0	32.5°	116.0	116.0
0.0	0.0	0.0	0.0	0.0	0.0	0.0	0.0	0.0	0.0	35°	106.3	107.2
0.0	0.0	0.0	0.0	0.0	0.0	0.0	0.0	0.0	0.0	37.5°	99.3	101.1
0.0	0.0	0.0	0.0	0.0	0.0	0.0	0.0	0.0	0.0	40°	93.1	94.0
0.0	0.0	0.0	0.0	0.0	0.0	0.0	0.0	0.0	0.0	42.5°	84.4	86.1
0.0	0.0	0.0	0.0	0.0	0.0	0.0	0.0	0.0	0.0	45°	76.5	77.3
0.0	0.0	0.0	0.0	0.0	0.0	0.0	0.0	0.0	0.0	47.5°	71.2	71.2
0.0	0.0	0.0	0.0	0.0	0.0	0.0	0.0	0.0	0.0	50°	67.7	68.5
0.0	0.0	0.0	0.0	0.0	0.0	0.0	0.0	0.0	0.0	52.5°	65.9	66.8
0.0	0.0	0.0	0.0	0.0	0.0	0.0	0.0	0.0	0.0	55°	65.0	66.8
0.0	0.0	0.0	0.0	0.0	0.0	0.0	0.0	0.0	0.0	57.5°	65.0	65.9
0.0	0.0	0.0	0.0	0.0	0.0	0.0	0.0	0.0	0.0	59°	64.1	65.0
0.0	0.0	0.0	0.0	0.0	0.0	0.0	0.0	0.0	0.0	60°	64.1	65.9
0.0	0.0	0.0	0.0	0.0	0.0	0.0	0.0	0.0	0.0	62.5°	61.5	63.3
0.0	0.0	0.0	0.0	0.0	0.0	0.0	0.0	0.0	0.0	65°	59.8	61.5
0.0	0.0	0.0	0.0	0.0	0.0	0.0	0.0	0.0	0.0	67.5°	57.1	59.8
										70°	54.5	57.1
										72.5°	51.0	54.5
										75°	47.5	50.1
										77.5°	43.1	45.7
										80°	37.8	38.7
										82.5°	31.6	31.6
										85°	23.7	21.1
										87.5°	13.2	14.1
										90°	0.0	0.0
										92.5°	0.0	0.0
										95°	0.0	0.0
										97.5°	0.0	0.0
										100°	0.0	0.0
										102.5°	0.0	0.0
										105°	0.0	0.0
										107.5°	0.0	0.0



REPORT NUMBER: P227202

CATALOG NUMBER: ISW-AF-1000-LED-E:

000-LED-E1-SLL-7060

<u>tinued):</u>										<u>CANDELA DISTRIBUTION (continued):</u>		
225°	230°	235°	240°	245°	250°	255°	260°	265°		215°	220°	225°
1725.0	1725.0	1725.0	1725.0	1725.0	1725.0	1725.0	1725.0	1725.0	110°	0.0	0.0	0.0
1475.4	1475.4	1501.8	1504.4	1473.7	1481.6	1496.5	1478.9	1498.3	112.5°	0.0	0.0	0.0
1238.2	1227.6	1228.5	1221.5	1233.8	1219.7	1234.6	1229.4	1225.0	115°	0.0	0.0	0.0
961.4	979.8	966.6	941.1	961.4	945.5	915.7	918.3	884.9	117.5°	0.0	0.0	0.0
722.3	709.2	702.1	689.8	657.3	663.5	630.1	635.3	646.8	120°	0.0	0.0	0.0
498.3	488.6	500.0	492.1	478.9	481.6	488.6	495.6	514.1	122.5°	0.0	0.0	0.0
349.7	345.3	342.7	348.0	362.9	370.8	382.3	403.3	413.9	125°	0.0	0.0	0.0
262.7	263.6	261.0	268.9	281.2	287.4	290.0	291.7	304.0	127.5°	0.0	0.0	0.0
217.1	220.6	219.7	222.3	218.8	215.3	217.9	212.7	208.3	130°	0.0	0.0	0.0
189.8	190.7	186.3	185.4	180.1	175.8	172.2	172.2	170.5	132.5°	0.0	0.0	0.0
160.8	161.7	157.3	157.3	156.4	159.1	157.3	153.8	152.9	135°	0.0	0.0	0.0
144.1	142.4	139.7	139.7	138.0	138.0	138.8	139.7	138.8	137.5°	0.0	0.0	0.0
129.2	127.4	126.5	127.4	126.5	127.4	128.3	127.4	128.3	140°	0.0	0.0	0.0
118.6	116.9	116.9	117.8	116.9	117.8	117.8	117.8	116.9	142.5°	0.0	0.0	0.0
109.8	108.1	108.1	108.1	107.2	105.5	103.7	101.1	98.4	145°	0.0	0.0	0.0
102.8	101.9	100.2	99.3	96.7	91.4	89.6	89.6	89.6	147.5°	0.0	0.0	0.0
96.7	94.9	94.0	90.5	87.0	85.2	85.2	85.2	85.2	150°	0.0	0.0	0.0
88.8	86.1	84.4	83.5	82.6	82.6	81.7	81.7	81.7	152.5°	0.0	0.0	0.0
79.1	78.2	78.2	79.1	79.1	79.1	79.1	78.2	79.1	155°	0.0	0.0	0.0
72.9	72.9	73.8	74.7	75.6	76.5	77.3	76.5	77.3	157.5°	0.0	0.0	0.0
70.3	70.3	70.3	72.1	72.9	73.8	75.6	75.6	75.6	160°	0.0	0.0	0.0
68.5	68.5	69.4	70.3	71.2	72.1	72.9	73.8	74.7	162.5°	0.0	0.0	0.0
67.7	68.5	67.7	68.5	69.4	71.2	72.1	72.1	72.9	165°	0.0	0.0	0.0
67.7	67.7	67.7	67.7	69.4	70.3	69.4	70.3	71.2	167.5°	0.0	0.0	0.0
67.7	67.7	66.8	67.7	68.5	69.4	68.5	68.5	70.3	170°	0.0	0.0	0.0
66.8	67.7	66.8	66.8	67.7	68.5	67.7	68.5	69.4	172.5°	0.0	0.0	0.0
65.0	65.9	65.0	65.9	65.9	66.8	66.8	66.8	67.7	175°	0.0	0.0	0.0
63.3	63.3	63.3	64.1	64.1	65.0	65.0	65.9	65.0	177.5°	0.0	0.0	0.0
61.5	61.5	61.5	62.4	62.4	63.3	64.1	63.3	63.3	180°	0.0	0.0	0.0
59.8	58.9	58.0	58.9	59.8	59.8	60.6	59.8	60.6				
57.1	56.2	55.4	55.4	56.2	56.2	57.1	56.2	56.2				
52.7	52.7	51.0	51.0	51.0	51.0	51.8	51.0	50.1				
47.5	47.5	45.7	45.7	45.7	45.7	44.8	44.8	44.8				
39.5	40.4	40.4	39.5	39.5	38.7	38.7	37.8	36.9				
29.9	31.6	32.5	32.5	32.5	32.5	32.5	30.8	29.0				
21.1	23.7	26.4	26.4	25.5	25.5	25.5	22.8	20.2				
13.2	15.8	16.7	18.5	15.8	14.9	14.9	13.2	12.3				
0.0	0.0	1.8	0.9	2.6	2.6	3.5	1.8	0.9				
0.0	0.0	0.0	0.0	0.0	0.0	0.0	0.0	0.0				
0.0	0.0	0.0	0.0	0.0	0.0	0.0	0.0	0.0				
0.0	0.0	0.0	0.0	0.0	0.0	0.0	0.0	0.0				
0.0	0.0	0.0	0.0	0.0	0.0	0.0	0.0	0.0				
0.0	0.0	0.0	0.0	0.0	0.0	0.0	0.0	0.0				
0.0	0.0	0.0	0.0	0.0	0.0	0.0	0.0	0.0				
0.0	0.0	0.0	0.0	0.0	0.0	0.0	0.0	0.0				
0.0	0.0	0.0	0.0	0.0	0.0	0.0	0.0	0.0				
0.0	0.0	0.0	0.0	0.0	0.0	0.0	0.0	0.0				
0.0	0.0	0.0	0.0	0.0	0.0	0.0	0.0	0.0				
0.0	0.0	0.0	0.0	0.0	0.0	0.0	0.0	0.0				
0.0	0.0	0.0	0.0	0.0	0.0	0.0	0.0	0.0				
0.0	0.0	0.0	0.0	0.0	0.0	0.0	0.0	0.0				



REPORT NUMBER: P227202

CATALOG NUMBER: ISW-AF-1000-LED-E1-SLL-706C

1-SLL-7060

CANDELA DISTRIBUTION (continued):

230°	235°	240°	245°	250°	255°	260°	265°		270°	275°	280°	285°
0.0	0.0	0.0	0.0	0.0	0.0	0.0	0.0	0°	1725.0	1725.0	1725.0	1725.0
0.0	0.0	0.0	0.0	0.0	0.0	0.0	0.0	2.5°	1481.6	1514.1	1518.5	1522.9
0.0	0.0	0.0	0.0	0.0	0.0	0.0	0.0	5°	1217.9	1250.5	1232.0	1239.9
0.0	0.0	0.0	0.0	0.0	0.0	0.0	0.0	7.5°	889.3	868.2	895.4	912.1
0.0	0.0	0.0	0.0	0.0	0.0	0.0	0.0	10°	649.4	674.0	684.5	703.9
0.0	0.0	0.0	0.0	0.0	0.0	0.0	0.0	12.5°	538.7	554.5	573.8	604.6
0.0	0.0	0.0	0.0	0.0	0.0	0.0	0.0	15°	436.7	448.2	472.8	502.6
0.0	0.0	0.0	0.0	0.0	0.0	0.0	0.0	17.5°	318.1	334.8	350.6	375.2
0.0	0.0	0.0	0.0	0.0	0.0	0.0	0.0	20°	213.5	220.6	239.9	251.3
0.0	0.0	0.0	0.0	0.0	0.0	0.0	0.0	22.5°	171.4	174.0	177.5	187.2
0.0	0.0	0.0	0.0	0.0	0.0	0.0	0.0	25°	153.8	155.5	158.2	161.7
0.0	0.0	0.0	0.0	0.0	0.0	0.0	0.0	27.5°	139.7	140.6	143.2	145.0
0.0	0.0	0.0	0.0	0.0	0.0	0.0	0.0	30°	127.4	126.5	127.4	130.1
0.0	0.0	0.0	0.0	0.0	0.0	0.0	0.0	32.5°	114.2	114.2	116.0	116.0
0.0	0.0	0.0	0.0	0.0	0.0	0.0	0.0	35°	98.4	97.5	99.3	101.9
0.0	0.0	0.0	0.0	0.0	0.0	0.0	0.0	37.5°	90.5	91.4	93.1	94.9
0.0	0.0	0.0	0.0	0.0	0.0	0.0	0.0	40°	86.1	87.0	88.8	90.5
0.0	0.0	0.0	0.0	0.0	0.0	0.0	0.0	42.5°	81.7	83.5	85.2	87.9
0.0	0.0	0.0	0.0	0.0	0.0	0.0	0.0	45°	79.1	80.8	83.5	86.1
0.0	0.0	0.0	0.0	0.0	0.0	0.0	0.0	47.5°	78.2	80.0	82.6	86.1
0.0	0.0	0.0	0.0	0.0	0.0	0.0	0.0	50°	76.5	79.1	81.7	85.2
0.0	0.0	0.0	0.0	0.0	0.0	0.0	0.0	52.5°	76.5	78.2	80.8	85.2
0.0	0.0	0.0	0.0	0.0	0.0	0.0	0.0	55°	73.8	76.5	79.1	83.5
0.0	0.0	0.0	0.0	0.0	0.0	0.0	0.0	57.5°	72.1	73.8	77.3	82.6
0.0	0.0	0.0	0.0	0.0	0.0	0.0	0.0	59°	71.2	72.9	76.5	81.7
0.0	0.0	0.0	0.0	0.0	0.0	0.0	0.0	60°	69.4	72.1	75.6	80.8
0.0	0.0	0.0	0.0	0.0	0.0	0.0	0.0	62.5°	67.7	70.3	73.8	79.1
0.0	0.0	0.0	0.0	0.0	0.0	0.0	0.0	65°	65.0	68.5	72.1	75.6
0.0	0.0	0.0	0.0	0.0	0.0	0.0	0.0	67.5°	63.3	65.0	68.5	72.1
								70°	59.8	61.5	64.1	66.8
								72.5°	55.4	56.2	58.0	60.6
								75°	49.2	50.1	51.0	53.6
								77.5°	43.1	43.1	43.9	47.5
								80°	36.0	36.0	36.9	38.7
								82.5°	27.2	27.2	29.0	31.6
								85°	19.3	18.5	21.1	22.8
								87.5°	11.4	10.5	11.4	11.4
								90°	0.9	2.6	1.8	1.8
								92.5°	0.0	0.0	0.0	0.0
								95°	0.0	0.0	0.0	0.0
								97.5°	0.0	0.0	0.0	0.0
								100°	0.0	0.0	0.0	0.0
								102.5°	0.0	0.0	0.0	0.0
								105°	0.0	0.0	0.0	0.0
								107.5°	0.0	0.0	0.0	0.0



REPORT NUMBER: P227202

CATALOG NUMBER: ISW-AF-1000-LED-E1-SLL-7060

CANDELA DISTRIBUTION (continued):

290°	295°	300°	305°	310°	315°	320°		270°	275°	280°	285°	290°
1725.0	1725.0	1725.0	1725.0	1725.0	1725.0	1725.0	110°	0.0	0.0	0.0	0.0	0.0
1540.5	1531.7	1538.7	1565.9	1575.6	1587.9	1629.2	112.5°	0.0	0.0	0.0	0.0	0.0
1259.3	1270.7	1259.3	1314.6	1317.2	1354.2	1369.1	115°	0.0	0.0	0.0	0.0	0.0
925.3	940.3	964.9	1001.8	1012.3	1065.0	1109.9	117.5°	0.0	0.0	0.0	0.0	0.0
722.3	741.7	775.9	798.8	821.6	852.4	888.4	120°	0.0	0.0	0.0	0.0	0.0
641.5	661.7	691.6	720.6	753.1	776.8	806.7	122.5°	0.0	0.0	0.0	0.0	0.0
536.0	567.7	596.7	634.5	661.7	704.8	739.9	125°	0.0	0.0	0.0	0.0	0.0
409.5	453.4	482.4	528.1	569.4	607.2	654.7	127.5°	0.0	0.0	0.0	0.0	0.0
284.7	319.0	355.9	405.1	458.7	510.6	573.8	130°	0.0	0.0	0.0	0.0	0.0
196.0	214.4	242.5	293.5	348.9	423.6	492.1	132.5°	0.0	0.0	0.0	0.0	0.0
167.0	174.0	184.5	209.1	255.7	337.4	413.0	135°	0.0	0.0	0.0	0.0	0.0
148.5	153.8	160.8	173.1	197.7	254.0	337.4	137.5°	0.0	0.0	0.0	0.0	0.0
136.2	142.4	149.4	158.2	171.4	210.0	272.4	140°	0.0	0.0	0.0	0.0	0.0
119.5	123.9	130.1	139.7	149.4	180.1	240.8	142.5°	0.0	0.0	0.0	0.0	0.0
105.5	110.7	118.6	125.7	135.3	159.9	218.8	145°	0.0	0.0	0.0	0.0	0.0
98.4	103.7	110.7	116.9	123.9	144.1	203.0	147.5°	0.0	0.0	0.0	0.0	0.0
94.0	99.3	106.3	111.6	116.0	138.8	196.8	150°	0.0	0.0	0.0	0.0	0.0
91.4	97.5	103.7	107.2	116.0	141.5	181.9	152.5°	0.0	0.0	0.0	0.0	0.0
90.5	96.7	103.7	109.8	127.4	133.6	172.2	155°	0.0	0.0	0.0	0.0	0.0
91.4	96.7	105.5	123.0	123.9	126.5	161.7	157.5°	0.0	0.0	0.0	0.0	0.0
91.4	99.3	117.8	128.3	117.8	119.5	152.0	160°	0.0	0.0	0.0	0.0	0.0
92.3	102.8	122.1	119.5	114.2	111.6	141.5	162.5°	0.0	0.0	0.0	0.0	0.0
92.3	101.1	116.9	112.5	105.5	106.3	129.2	165°	0.0	0.0	0.0	0.0	0.0
89.6	101.1	112.5	101.9	96.7	101.1	118.6	167.5°	0.0	0.0	0.0	0.0	0.0
87.9	103.7	100.2	94.0	94.0	98.4	113.4	170°	0.0	0.0	0.0	0.0	0.0
87.0	106.3	94.9	91.4	91.4	97.5	110.7	172.5°	0.0	0.0	0.0	0.0	0.0
84.4	99.3	87.0	85.2	87.9	92.3	107.2	175°	0.0	0.0	0.0	0.0	0.0
79.1	82.6	80.0	80.0	83.5	88.8	105.5	177.5°	0.0	0.0	0.0	0.0	0.0
72.9	74.7	74.7	75.6	79.1	83.5	107.2	180°	0.0	0.0	0.0	0.0	0.0
67.7	67.7	69.4	70.3	72.9	79.1	102.8						
61.5	62.4	62.4	64.1	65.9	72.1	99.3						
54.5	54.5	56.2	56.2	58.9	65.0	88.8						
47.5	47.5	47.5	48.3	50.1	56.2	72.9						
39.5	39.5	39.5	40.4	41.3	46.6	55.4						
31.6	30.8	29.9	29.9	31.6	36.0	43.1						
22.0	22.0	21.1	21.1	21.1	23.7	29.0						
12.3	10.5	11.4	12.3	11.4	13.2	15.8						
0.9	1.8	2.6	3.5	3.5	3.5	5.3						
0.0	0.0	0.0	0.0	0.0	0.0	0.0						
0.0	0.0	0.0	0.0	0.0	0.0	0.0						
0.0	0.0	0.0	0.0	0.0	0.0	0.0						
0.0	0.0	0.0	0.0	0.0	0.0	0.0						
0.0	0.0	0.0	0.0	0.0	0.0	0.0						
0.0	0.0	0.0	0.0	0.0	0.0	0.0						
0.0	0.0	0.0	0.0	0.0	0.0	0.0						
0.0	0.0	0.0	0.0	0.0	0.0	0.0						



REPORT NUMBER: P227202

CATALOG NUMBER: ISW-AF-1000-LED-E1-SLL-7060

CANDELA DISTRIBUTION (continued):

295°	300°	305°	310°	315°	320°		325°	330°	335°	340°	345°	350°
0.0	0.0	0.0	0.0	0.0	0.0	0°	1725.0	1725.0	1725.0	1725.0	1725.0	1725.0
0.0	0.0	0.0	0.0	0.0	0.0	2.5°	1623.9	1646.8	1682.8	1689.8	1718.8	1739.0
0.0	0.0	0.0	0.0	0.0	0.0	5°	1376.1	1430.6	1449.9	1487.7	1553.6	1587.0
0.0	0.0	0.0	0.0	0.0	0.0	7.5°	1135.3	1176.6	1223.2	1283.9	1332.2	1389.3
0.0	0.0	0.0	0.0	0.0	0.0	10°	934.1	993.0	1053.6	1102.8	1170.5	1239.0
0.0	0.0	0.0	0.0	0.0	0.0	12.5°	829.5	862.1	921.8	991.2	1075.6	1152.0
0.0	0.0	0.0	0.0	0.0	0.0	15°	775.1	813.7	877.9	951.7	1041.3	1136.2
0.0	0.0	0.0	0.0	0.0	0.0	17.5°	707.4	768.9	841.8	947.3	1063.3	1195.1
0.0	0.0	0.0	0.0	0.0	0.0	20°	640.6	715.3	811.1	949.9	1110.7	1282.1
0.0	0.0	0.0	0.0	0.0	0.0	22.5°	581.7	670.5	791.8	965.7	1171.4	1399.9
0.0	0.0	0.0	0.0	0.0	0.0	25°	512.3	630.9	776.8	998.3	1264.5	1558.0
0.0	0.0	0.0	0.0	0.0	0.0	27.5°	457.0	593.2	754.8	1026.4	1349.8	1710.1
0.0	0.0	0.0	0.0	0.0	0.0	30°	395.4	549.2	724.1	1036.0	1453.5	1834.8
0.0	0.0	0.0	0.0	0.0	0.0	32.5°	346.2	507.9	688.9	1027.3	1500.0	1921.8
0.0	0.0	0.0	0.0	0.0	0.0	35°	322.5	478.0	659.1	996.5	1538.7	2015.9
0.0	0.0	0.0	0.0	0.0	0.0	37.5°	306.7	445.5	630.1	945.5	1582.6	2109.0
0.0	0.0	0.0	0.0	0.0	0.0	40°	286.5	420.0	606.3	908.6	1616.9	2186.3
0.0	0.0	0.0	0.0	0.0	0.0	42.5°	268.0	397.2	587.9	876.1	1625.7	2255.8
0.0	0.0	0.0	0.0	0.0	0.0	45°	252.2	383.1	573.8	877.9	1631.8	2352.4
0.0	0.0	0.0	0.0	0.0	0.0	47.5°	239.9	370.0	568.6	907.8	1696.9	2486.9
0.0	0.0	0.0	0.0	0.0	0.0	50°	228.5	358.5	559.8	965.7	1801.4	2668.8
0.0	0.0	0.0	0.0	0.0	0.0	52.5°	215.3	342.7	548.3	1025.5	1915.7	2912.2
0.0	0.0	0.0	0.0	0.0	0.0	55°	197.7	321.6	536.0	1075.6	2071.2	3208.3
0.0	0.0	0.0	0.0	0.0	0.0	57.5°	170.5	297.0	528.1	1101.1	2167.0	3378.8
0.0	0.0	0.0	0.0	0.0	0.0	59°	156.4	273.3	523.7	1088.8	2192.5	3407.8
0.0	0.0	0.0	0.0	0.0	0.0	60°	148.5	259.2	516.7	1073.8	2199.5	3389.3
0.0	0.0	0.0	0.0	0.0	0.0	62.5°	138.0	225.8	487.7	999.1	2101.1	3166.1
0.0	0.0	0.0	0.0	0.0	0.0	65°	140.6	213.5	421.8	850.6	1875.3	2730.3
0.0	0.0	0.0	0.0	0.0	0.0	67.5°	144.1	208.3	364.7	687.2	1494.8	2259.3
						70°	141.5	205.6	331.3	546.6	1119.5	1691.6
						72.5°	138.0	194.2	287.4	439.4	710.0	1184.6
						75°	122.1	163.4	225.8	301.4	448.2	862.9
						77.5°	95.8	125.7	159.9	187.2	227.6	609.0
						80°	70.3	91.4	104.6	112.5	126.5	415.6
						82.5°	50.1	61.5	66.8	71.2	84.4	311.1
						85°	37.8	43.1	46.6	46.6	57.1	219.7
						87.5°	21.1	22.0	22.0	23.7	28.1	59.8
						90°	6.2	6.2	5.3	6.2	4.4	3.5
						92.5°	0.0	0.0	0.0	0.0	0.0	0.0
						95°	0.0	0.0	0.0	0.0	0.0	0.0
						97.5°	0.0	0.0	0.0	0.0	0.0	0.0
						100°	0.0	0.0	0.0	0.0	0.0	0.0
						102.5°	0.0	0.0	0.0	0.0	0.0	0.0
						105°	0.0	0.0	0.0	0.0	0.0	0.0
						107.5°	0.0	0.0	0.0	0.0	0.0	0.0



REPORT NUMBER: P227202

CATALOG NUMBER: ISW-AF-1000-LED-E1-SLL-7060

CANDELA DISTRIBUTION (continued):

355°	359°	360°		325°	330°	335°	340°	345°	350°	355°
1725.0	1725.0	1725.0	110°	0.0	0.0	0.0	0.0	0.0	0.0	0.0
1761.9	1775.1	1785.6	112.5°	0.0	0.0	0.0	0.0	0.0	0.0	0.0
1638.0	1670.5	1676.7	115°	0.0	0.0	0.0	0.0	0.0	0.0	0.0
1452.6	1505.3	1523.8	117.5°	0.0	0.0	0.0	0.0	0.0	0.0	0.0
1316.4	1373.5	1392.8	120°	0.0	0.0	0.0	0.0	0.0	0.0	0.0
1241.7	1308.5	1329.6	122.5°	0.0	0.0	0.0	0.0	0.0	0.0	0.0
1243.4	1323.4	1354.2	125°	0.0	0.0	0.0	0.0	0.0	0.0	0.0
1324.3	1415.7	1453.5	127.5°	0.0	0.0	0.0	0.0	0.0	0.0	0.0
1463.1	1595.8	1623.9	130°	0.0	0.0	0.0	0.0	0.0	0.0	0.0
1651.2	1781.2	1823.4	132.5°	0.0	0.0	0.0	0.0	0.0	0.0	0.0
1827.8	2000.0	2032.6	135°	0.0	0.0	0.0	0.0	0.0	0.0	0.0
2001.8	2172.3	2201.3	137.5°	0.0	0.0	0.0	0.0	0.0	0.0	0.0
2136.2	2314.6	2339.2	140°	0.0	0.0	0.0	0.0	0.0	0.0	0.0
2265.4	2466.7	2493.9	142.5°	0.0	0.0	0.0	0.0	0.0	0.0	0.0
2409.5	2631.9	2663.5	145°	0.0	0.0	0.0	0.0	0.0	0.0	0.0
2539.6	2794.4	2814.6	147.5°	0.0	0.0	0.0	0.0	0.0	0.0	0.0
2683.7	2927.1	2932.4	150°	0.0	0.0	0.0	0.0	0.0	0.0	0.0
2801.5	3025.5	3027.3	152.5°	0.0	0.0	0.0	0.0	0.0	0.0	0.0
2915.7	3117.8	3118.7	155°	0.0	0.0	0.0	0.0	0.0	0.0	0.0
3035.2	3218.9	3205.7	157.5°	0.0	0.0	0.0	0.0	0.0	0.0	0.0
3224.1	3338.4	3351.6	160°	0.0	0.0	0.0	0.0	0.0	0.0	0.0
3511.5	3613.4	3628.4	162.5°	0.0	0.0	0.0	0.0	0.0	0.0	0.0
3845.4	3986.9	3966.7	165°	0.0	0.0	0.0	0.0	0.0	0.0	0.0
3986.9	4148.6	4165.3	167.5°	0.0	0.0	0.0	0.0	0.0	0.0	0.0
3963.2	4183.7	4211.9	170°	0.0	0.0	0.0	0.0	0.0	0.0	0.0
3925.4	4173.2	4207.5	172.5°	0.0	0.0	0.0	0.0	0.0	0.0	0.0
3711.0	4063.3	4116.9	175°	0.0	0.0	0.0	0.0	0.0	0.0	0.0
3350.7	3835.7	3911.3	177.5°	0.0	0.0	0.0	0.0	0.0	0.0	0.0
2887.6	3495.7	3556.3	180°	0.0	0.0	0.0	0.0	0.0	0.0	0.0
2253.1	2841.0	2892.8								
1497.4	1950.8	2040.5								
951.7	1258.4	1241.7								
702.1	818.1	819.0								
509.7	561.5	555.4								
394.6	342.7	341.8								
138.0	121.3	118.6								
59.8	50.1	51.0								
2.6	2.6	3.5								
0.0	0.0	0.0								
0.0	0.0	0.0								
0.0	0.0	0.0								
0.0	0.0	0.0								
0.0	0.0	0.0								
0.0	0.0	0.0								
0.0	0.0	0.0								
0.0	0.0	0.0								

